


The test can be branded to look and feel like part of your site.

Welcome to the free online hearing test.

Preparing Test



When the test has completed you will need to register with us or logon on to your existing account in order to receive your test report.

The hearing test will take about 5 minutes to complete and consists of some simple checks to get your computer ready and the test itself.

For best results, please ensure you have a pair of headphones to hand, even mobile phone ones will do fine.






If you do not have any headphones, we have prepared a questionnaire test for you.

Next »

Note the questionnaire for those who don't have headphones

What type of headphones will you be using?

Preparing Test

	<input type="radio"/> Internal Earbuds		<input type="radio"/> Enclosing Headphones
	<input type="radio"/> External earbuds		<input type="radio"/> Against the ear
	<input type="radio"/> I do not have any Headphones		

« Back

The process is simple and fast

Are your headphones plugged directly into your computer or into external loudspeakers? Preparing Test

Directly into my computer
Connected via external speakers

Important. Preparing Test

If your headphones have their own volume control please set it to maximum and then tick the box.

« Back Next »

Important. Preparing Test

Please ensure hearing aids etc. are removed from your ears and then tick the box

« Back Next »

Important. Preparing Test

Set your computer volume control to 100% and then tick the box. Help

« Back Next »

Checking of headphone orientation.

Preparing Test

When you press this **button** you should hear a sound in your **LEFT** ear.
If you are hearing the sound in your **RIGHT** ear please reverse the headphones.
Please press the **NEXT** button when ready.

« Back

Next »

Please read carefully.

Preparing Test

We will test four sets of sounds in each ear. Before each set of sounds starts you will be asked to let us know if you hear a single sound by clicking on Yes or No. This enables us to set the correct level.

Then click on the **I heard that** button each time you hear a sound. Don't worry if the sounds disappear for a short while. They will be back.

« Back

Next »

Your test is now starting.

Step 1 of 8

Can you hear a sound?

No

Yes

Instructions

Step 1 of 8

Now click on the **I heard that** button each time you hear a sound.

Testing...

I heard that

« Back

We are now testing the other ear.

Step 5 of 8

Now click on the **I heard that** button each time you hear a sound.

Testing...

I heard that

« Back

Thank you - the test is now complete...



Please reset your computer volume control to its usual setting.

When you press the **Next** button your test results will be prepared.

Next »

[You determine the content of the registration form](#)

Please fill in your details below to be emailed your report.

Your title:

Your first name:

Your last name:

Your email address:

Your telephone number:

You must accept our [Terms and Conditions](#) and [Disclaimer](#) in order to proceed.

In order to receive our reports you must agree to accept emails from us.

[Next »](#)

If you have already registered with us then please [logon here](#)

Your privacy is important to us. Please read our [Privacy Statement](#).

[The customer receives a personalised PDF report direct to their inbox.](#)

[To see it in action click on the "happy couple" image and take the test yourself.](#)